


**Warrants**
**4 February 2010**

Warrant	Warrant Price Bt	Exercise Price Bt	Warrant Conversion Ratio warrant : shares	Expiry Date dd/mm/yy	All in Premium (Discount)	Gearing	Share Price Bt	Underlying Share KELIVE Fair Value Bt	KELIVE Share Rating
<b>TOP BUYS</b>									
AIT-W1	9.45	16.50	1:1	28/09/12	(2.08%)	2.80	26.50	30.00	BUY
SVI-W2	0.99	1:00	1:1	14/12/10	-	2.01	1.99	2.40	BUY
TVO-W2	7.50	8.90	1:1	18/05/12	(4.09%)	2.28	17.10	21.00	Long Term BUY
TVO-W3	7.45	8.90	1:1	18/05/12	(4.39%)	2.30	17.10	21.00	Long Term BUY

**EXPIRY WATCH LIST**

TICON-W2	0.32	8.597	1:1.05281	15/02/10	(1.65%)	29.77	9.05	-	-
UV-W1	0.01	2.41	1:1	19/02/10	4.12%	241.05	2.32	-	-
DEMCO-W1	0.42	3.796	1:1.185	23/03/10	(8.58%)	12.81	4.54	-	-
IRCP-W1	0.02	10.00	1:1	31/03/10	243.15%	146.00	2.92	-	-
CEN-W1	0.06	8.00	1:5	05/05/10	257.68%	186.67	2.24	-	-
KMC-W1	0.01	10.00	1:1	12/05/10	1,753.70%	54.00	0.54	-	-
SECC-W1 SP	0.08	3.00	1:1	14/05/10	1,300.00%	2.75	0.22	-	-
DEMCO-W2	1.88	2.60	1:1	09/06/10	(1.32%)	2.41	4.54	-	-
CPICO-W1 SP	0.30	10.00	1:1	15/06/10	415.00%	6.67	2.00	-	-
CIG-W1	3.30	1.431	1:2.09558	17/06/10	25.24%	1.52	2.40	-	-
MME-W1	0.04	4.00	1:1	25/06/10	386.75%	20.75	0.83	-	-

**Top 10 Most Active (27Jan - 3 Feb)**

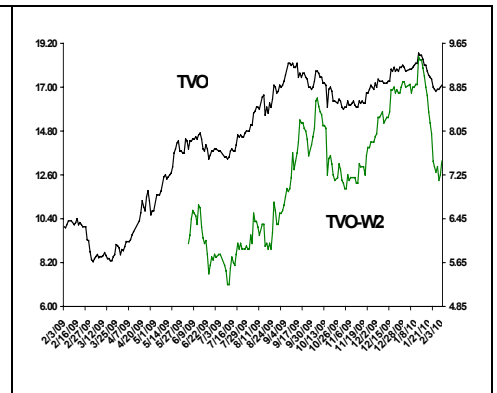
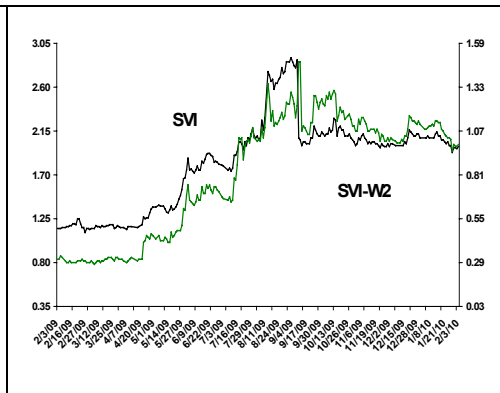
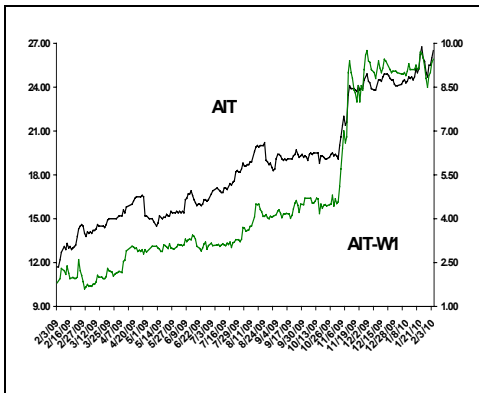
Warrants	Volume (Shares)	Value (Baht)
KK-W4	51,048,700	278,945,703
SIRI-W1	244,022,200	193,959,207
CGS-W5	220,215,500	80,556,665
UNIQ-W1	28,716,000	59,674,718
FOCUS-W1	47,166,100	39,282,656
GBX-W1	54,332,300	39,028,412
BLAND-W2	262,506,000	30,430,720
DEMCO-W1	34,364,400	25,485,346
LVT-W2	24,096,100	18,554,182
SVI-W2	16,051,500	15,774,991

**Top 10 Gainers (27Jan - 3 Feb)**

Warrants	Chg Bt	Chg %
FOCUS-W1	0.11	15.94
CWT-W1	0.07	8.75
ADAM-W1	0.04	6.35
SINGHA-W	0.01	5.56
TICON-W4	0.08	3.74
TUCC-W1	0.02	3.08
TFD-W1	0.01	2.86
AIT-W1	0.25	2.72
TICON-W3	0.01	1.67
RS-W1	0.01	1.39

**Top 10 Losers (27Jan - 3 Feb)**

Warrants	Chg Bt	Chg %
IRCP-W1	-0.07	-77.78
DEMCO-W1	-0.63	-60
IEC-W1	-0.01	-50
KMC-W1	-0.01	-50
TKS-W1	-0.02	-40
CEN-W1	-0.03	-33.33
NNCL-W1	-0.13	-30.95
NEP-W1	-0.02	-28.57
D1-W1	-0.07	-21.88
GEN-W1	-0.01	-20



Analyst : George Huebsch  
 E-mail : george.h@kimeng.co.th  
 Assistant Analyst : William J. Riopel

**SEE APPENDIX I FOR IMPORTANT DISCLOSURES AND ANALYST CERTIFICATIONS**

Warrant	Expiration Date	Exercise Price	Conversion Ratio	Listed shares (mn)	Gearing		Warrant Price	All in		Black & Scholes	
								Premium (%)		Delta	Value
ADAM-W1	14-Feb-12	1.00	1 : 1	129.87	1.84	1.23	0.67	35.77		0.78	0.38
AIM-W1	18-Sep-12	0.20	1 : 1	1,399.73	2.40	0.12	0.05	108.33		0.38	0.01
AIT-W1	28-Sep-12	16.50	1 : 1	6.00	2.80	26.50	9.45	(2.08)		0.88	11.87
AMC-W1	7-Mar-14	3.00	1 : 1	39.98	3.33	2.00	0.60	80.00		0.68	0.78
APC-W2 (SP)	5-Sep-10	1.00	1 : 1	133.46	1.88	0.60	0.32	120.00		0.20	0.02
ASCON-W1	7-Aug-10	4.39	1 : 1	102.29	14.14	3.96	0.28	17.93		0.41	0.18
BCP-W1	14-May-11	18.00	1 : 1	69.03	4.14	14.40	3.48	49.17		0.25	0.41
BLISS-W1	17-Jul-12	0.80	1 : 1	690.00	3.00	0.06	0.02	1,266.67		0.01	0.00
CCET-W2	28-Sep-10	1.00	1 : 1	144.28	1.59	3.08	1.94	(4.55)		1.00	2.03
CEN-W1	5-May-10	8.00	1 : 5	124.87	186.67	2.24	0.06	257.68		0.00	0.00
CGS-W5	18-Jan-13	1.50	1 : 1	464.39	2.73	1.09	0.40	74.31		0.59	0.25
CIG-W1	17-Jun-10	1.431	1 : 2.09558	81.45	1.52	2.40	3.30	25.24		0.95	1.82
CPICO-W1 (SP)	15-Jun-10	10.00	1 : 1	119.99	6.67	2.00	0.30	415.00		0.00	0.00
CSP-W1	29-Nov-13	3.90	1 : 1	125.00	5.53	2.10	0.38	103.81		0.67	0.73
CWT-W1	30-Jan-12	6.00	1 : 1	22.50	3.20	2.78	0.87	147.12		0.27	0.16
D1-W1	26-Oct-11	1.00	1 : 1	192.93	1.68	0.42	0.25	197.62		0.78	0.20
DELTA-W2	19-Dec-10	1.00	1 : 1.168	0.00	1.35	17.90	15.50	(20.28)		1.00	19.78
DEMCO-W1	23-Mar-10	3.796	1 : 1.185	86.52	12.81	4.54	0.42	(8.58)		0.89	0.74
DEMCO-W2	9-Jun-10	2.60	1 : 1	43.51	2.41	4.54	1.88	(1.32)		0.99	1.73
EASON-W1	26-Apr-11	1.00	1 : 1	86.05	2.18	1.92	0.88	(2.08)		0.97	0.73
EMC-W2	24-Aug-11	2.00	1 : 1	137.83	2.90	1.19	0.41	102.52		0.46	0.19
ESTAR-W1	29-Dec-11	0.42	1 : 1	700.19	3.00	0.33	0.11	61.82		0.49	0.05
ESTAR-W2	30-Dec-11	1.00	1 : 1	1,253.37	6.60	0.33	0.05	218.18		0.07	0.00
FOCUS-W1	15-Jun-14	3.00	1 : 1	62.50	1.00	2.48	2.48	120.97		0.69	0.65
GBX-W1	31-Aug-11	1.00	1 : 1	354.99	2.01	1.51	0.75	15.89		0.84	0.58
GEN-W1	30-Sep-10	1.531	1 : 1.4704	238.36	13.97	0.38	0.04	310.05		0.01	0.00
GEN-W2	24-Dec-11	1.00	1 : 1	140.77	3.17	0.38	0.12	194.74		0.27	0.03
GJS-W1	31-Oct-11	3.162	1 : 1	3,233.88	3.60	0.18	0.05	1,684.44		0.00	0.00
GL-W1	30-Dec-11	23.00	1 : 1	24.30	9.91	27.75	2.80	(7.03)		0.77	7.10
IEC-W1	31-Mar-14	0.04	1 : 1	9,061.30	4.00	0.04	0.01	15.00		0.78	0.00
IRCP-W1	31-Mar-10	10.000	1 : 1	27.28	146.00	2.92	0.02	243.15		0.00	0.00
KK-W4	30-Dec-10	19.53	1 : 1	111.33	4.22	24.50	5.80	3.39		0.81	5.63
KMC-W1	12-May-10	10.00	1 : 1	831.55	54.00	0.54	0.01	1,753.70		0.00	0.00
LIVE-W1	21-Jan-14	0.20	1 : 1	2,299.78	2.25	0.09	0.04	166.67		0.59	0.02
LVT-W2	9-Dec-11	1.50	1 : 1	160.93	2.84	2.16	0.76	4.63		0.84	0.63
MATCH-W2	29-May-14	1.40	1 : 1	103.43	2.58	1.55	0.60	29.03		0.78	0.49
MFEC-W1	23-Sep-10	2.968	1 : 1.011	54.25	2.65	4.98	1.90	(2.66)		0.97	1.73
MILL-W1	24-Feb-14	5.00	1 : 1	111.60	6.35	6.35	1.00	(5.51)		0.82	2.42
MME-W1	25-Jun-10	4.00	1 : 1	124.97	20.75	0.83	0.04	386.75		0.00	0.00
NEP-W1	15-Sep-10	0.50	1 : 1	1,437.62	7.40	0.37	0.05	48.65		0.32	0.01
NNCL-W1	30-Sep-10	1.00	1 : 1	325.77	4.41	1.28	0.29	0.78		0.82	0.28
PF-W2	6-Nov-12	0.01	1 : 1	8.87	0.47	3.72	7.85	111.29		1.00	3.67
PICNI-W1 (SP)	11-Nov-10	2.572	1 : 2.33354	6.81	1.69	0.21	0.29	1,183.94		0.08	0.01
PR124-W1	16-Nov-12	0.20	1 : 1	225.00	1.29	0.88	0.68	0.00		0.99	0.59
ROJNA-W2	30-Jul-14	4.00	1 : 1	299.05	1.73	9.00	5.20	2.22		0.92	4.82
RS-W1	14-Jan-11	1.80	1 : 1	175.00	2.85	2.08	0.73	21.63		0.77	0.36
SALEE-W1	30-Nov-11	4.379	1 : 1.02752	59.95	4.26	2.90	0.70	74.49		0.49	0.49
SAM-W1	12-Nov-12	1.00	1 : 1	212.42	1.68	0.79	0.47	86.08		0.80	0.39
SECC-W1 (SP)	14-May-10	3.00	1 : 1	99.99	2.75	0.22	0.08	1,300.00		0.00	0.00
SINGHA-W	28-Nov-14	6.00	1 : 1	112.00	2.74	0.52	0.19	1,090.38		0.01	0.00
SIRI-W1	20-Jan-15	5.20	1 : 1	736.79	6.16	4.50	0.73	31.78		0.70	1.04
SMM-W1	3-Feb-12	1.25	1 : 1	120.00	2.27	0.75	0.33	110.67		0.55	0.14
SPORT-W2	10-Jun-11	5.146	1 : 1.06879	82.85	3.95	3.44	0.93	74.89		0.20	0.10
SPORT-W3	21-Apr-15	2.00	1 : 1	44.88	2.08	3.44	1.65	6.10		0.92	1.65
SPPT-W1	7-May-11	3.75	1 : 1	62.50	4.21	2.82	0.67	56.74		0.18	0.04
SST-W1	21-Jan-12	8.00	1 : 1	30.25	7.40	4.66	0.63	85.19		0.45	0.69
STAR-W	31-May-12	2.30	1 : 1	34.00	2.58	1.29	0.50	117.05		0.27	0.07
STPI-W1	6-May-13	3.09	1 : 1.13	14.27	1.47	13.10	10.10	(8.18)		0.99	11.17
SVI-W2	14-Dec-10	1.00	1 : 1	423.76	2.01	1.99	0.99	-		0.99	0.82
TCC-W1	30-Oct-14	1.00	1 : 1	323.02	1.54	1.11	0.72	54.95		0.79	0.39
TFD-W1	31-Mar-13	1.00	1 : 1	122.40	2.42	0.87	0.36	56.32		0.63	0.20
TICON-W2	15-Feb-10	8.597	1 : 1.05281	12.35	29.77	9.05	0.32	(1.65)		0.69	0.72
TICON-W3	31-Jan-14	19.917	1 : 1.00415	219.35	14.90	9.05	0.61	126.79		0.56	1.99
TICON-W4	20-May-11	8.00	1 : 1	107.89	4.08	9.05	2.22	12.93		0.70	2.06
TIES-W1	7-Jun-12	1.20	1 : 1	117.50	2.05	0.39	0.19	256.41		0.48	0.07
TKS-W1	8-Sep-10	0.50	1 : 1	620.00	9.00	0.27	0.03	96.30		0.00	0.00
TRT-W1	27-May-11	3.00	1 : 1	34.01	2.18	6.15	2.82	(5.37)		0.95	2.91
TSTH-W1	1-Dec-12	2.10	1 : 1	1,083.28	4.16	1.83	0.44	38.80		0.58	0.30
TSTH-W2	1-Dec-12	6.11	1 : 1	1,520.76	18.30	1.83	0.10	239.56		0.02	0.01
TUCC-W1	13-May-11	1.50	1 : 1	88.05	1.87	1.25	0.67	73.60		0.61	0.28
TVO-W2	18-May-12	8.90	1 : 1	103.77	2.28	17.10	7.50	(4.09)		0.88	6.54
TVO-W3	18-May-12	8.90	1 : 1	8.54	2.30	17.10	7.45	(4.39)		0.88	7.45
UKEM-W1	4-Nov-14	0.50	1 : 1	165.00	1.63	0.80	0.49	23.75		0.88	0.39
UMS-W1	5-Nov-10	8.444	1 : 1.007	58.07	1.80	18.60	10.40	0.92		0.98	8.35
UNIQ-W1	7-Jan-12	1.00	1 : 1	156.25	3.37	7.00	2.08	(56.00)		0.99	5.30
UV-W1	19-Feb-10	2.41	1 : 1	173.05	241.05	2.32	0.01	4.12		0.27	0.02

---

## APPENDIX I: TERMS FOR PROVISION OF REPORT, DISCLOSURES AND DISCLAIMERS

This report, and any electronic access to it, is restricted to and intended only for clients of Kim Eng Research Pte. Ltd. ("KER") or a related entity to KER (as the case may be) who are institutional investors (for the purposes of both the Singapore Securities and Futures Act ("SFA") and the Singapore Financial Advisers Act ("FAA")) and who are allowed access thereto (each an "Authorised Person") and is subject to the terms and disclaimers below.

IF YOU ARE NOT AN AUTHORISED PERSON OR DO NOT AGREE TO BE BOUND BY THE TERMS AND DISCLAIMERS SET OUT BELOW, YOU SHOULD DISREGARD THIS REPORT IN ITS ENTIRETY AND LET KER OR ITS RELATED ENTITY (AS RELEVANT) KNOW THAT YOU NO LONGER WISH TO RECEIVE SUCH REPORTS.

This report provides information and opinions as reference resource only. This report is not intended to be and does not constitute financial advice, investment advice, trading advice or any other advice. It is not to be construed as a solicitation or an offer to buy or sell any securities or related financial products. The information and commentaries are also not meant to be endorsements or offerings of any securities, options, stocks or other investment vehicles.

The report has been prepared without regard to the individual financial circumstances, needs or objectives of persons who receive it. The securities discussed in this report may not be suitable for all investors. Readers should not rely on any of the information herein as authoritative or substitute for the exercise of their own skill and judgment in making any investment or other decision. Readers should independently evaluate particular investments and strategies, and are encouraged to seek the advice of a financial adviser before making any investment or entering into any transaction in relation to the securities mentioned in this report. The appropriateness of any particular investment or strategy whether opined on or referred to in this report or otherwise will depend on an investor's individual circumstances and objectives and should be confirmed by such investor with his advisers independently before adoption or implementation (either as is or varied). You agree that any and all use of this report which you make, is solely at your own risk and without any recourse whatsoever to KER, its related and affiliate companies and/or their employees. You understand that you are using this report AT YOUR OWN RISK.

This report is being disseminated to or allowed access by Authorised Persons in their respective jurisdictions by the Kim Eng affiliated entity/entities operating and carrying on business as a securities dealer or financial adviser in that jurisdiction (collectively or individually, as the context requires, "Kim Eng") **which has, vis-à-vis a relevant Authorised Person, approved of, and is solely responsible in that jurisdiction for, the contents of this publication in that jurisdiction.**

Kim Eng, its related and affiliate companies and/or their employees may have investments in securities or derivatives of securities of companies mentioned in this report, and may trade them in ways different from those discussed in this report. Derivatives may be issued by Kim Eng its related companies or associated/affiliated persons.

Kim Eng and its related and affiliated companies are involved in many businesses that may relate to companies mentioned in this report. These businesses include market making and specialised trading, risk arbitrage and other proprietary trading, fund management, investment services and corporate finance.

Except with respect the disclosures of interest made above, this report is based on public information. Kim Eng makes reasonable effort to use reliable, comprehensive information, but we make no representation that it is accurate or complete. The reader should also note that unless otherwise stated, none of Kim Eng or any third-party data providers make ANY warranties or representations of any kind relating to the accuracy, completeness, or timeliness of the data they provide and shall not have liability for any damages of any kind relating to such data.

**Proprietary Rights to Content.** The reader acknowledges and agrees that this report contains information, photographs, graphics, text, images, logos, icons, typefaces, and/or other material (collectively "Content") protected by copyrights, trademarks, or other proprietary rights, and that these rights are valid and protected in all forms, media, and technologies existing now or hereinafter developed. The Content is the property of Kim Eng or that of third party providers of content or licensors. The compilation (meaning the collection, arrangement, and assembly) of all content on this report is the exclusive property of Kim Eng and is protected by Singapore and international copyright laws. The reader may not copy, modify, remove, delete, augment, add to, publish, transmit, participate in the transfer, license or sale of, create derivative works from, or in any way exploit any of the Content, in whole or in part, except as specifically permitted herein. If no specific restrictions are stated, the reader may make one copy of select portions of the Content, provided that the copy is made only for personal, information, and non-commercial use and that the reader does not alter or modify the Content in any way, and maintain any notices contained in the Content, such as all copyright notices, trademark legends, or other proprietary rights notices. Except as provided in the preceding sentence or as permitted by the fair dealing privilege under copyright laws, the reader may not reproduce, or distribute in any way any Content without obtaining permission of the owner of the copyright, trademark or other proprietary right. Any authorised/permited distribution is restricted to such distribution not being in violation of the copyright of Kim Eng only and does not in any way represent an endorsement of the contents permitted or authorised to be distributed to third parties.

Additional information on mentioned securities is available on request.

**Jurisdiction Specific Additional Disclaimers:**

THIS RESEARCH REPORT IS STRICTLY CONFIDENTIAL TO THE RECIPIENT, MAY NOT BE DISTRIBUTED TO THE PRESS OR OTHER MEDIA, AND MAY NOT BE REPRODUCED IN ANY FORM AND MAY NOT BE TAKEN OR TRANSMITTED INTO THE REPUBLIC OF KOREA, OR PROVIDED OR TRANSMITTED TO ANY KOREAN PERSON. FAILURE TO COMPLY WITH THIS RESTRICTION MAY CONSTITUTE A VIOLATION OF SECURITIES LAWS IN THE REPUBLIC OF KOREA. BY ACCEPTING THIS REPORT, YOU AGREE TO BE BOUND BY THE FOREGOING LIMITATIONS.

THIS RESEARCH REPORT IS STRICTLY CONFIDENTIAL TO THE RECIPIENT, MAY NOT BE DISTRIBUTED TO THE PRESS OR OTHER MEDIA, AND MAY NOT BE REPRODUCED IN ANY FORM AND MAY NOT BE TAKEN OR TRANSMITTED INTO MALAYSIA OR PROVIDED OR TRANSMITTED TO ANY MALAYSIAN PERSON. FAILURE TO COMPLY WITH THIS RESTRICTION MAY CONSTITUTE A VIOLATION OF SECURITIES LAWS IN MALAYSIA. BY ACCEPTING THIS REPORT, YOU AGREE TO BE BOUND BY THE FOREGOING LIMITATIONS.

**Without prejudice to the foregoing, the reader is to note that additional disclaimers, warnings or qualifications may apply if the reader is receiving or accessing this report in or from other than Singapore.**

As of February 4, 2010, Kim Eng Research Pte. Ltd. and the covering analyst do not have any interest in any companies recommended in this Warrant Watch report.

**Analyst Certification:**

The views expressed in this research report accurately reflect the analyst's personal views about any and all of the subject securities or issuers; and no part of the research analyst's compensation was, is, or will be, directly or indirectly, related to the specific recommendations or views expressed in the report.

© 2010 Kim Eng Research Pte Ltd. All rights reserved. Except as specifically permitted, no part of this presentation may be reproduced or distributed in any manner without the prior written permission of Kim Eng Research Pte. Ltd. Kim Eng Research Pte. Ltd. accepts no liability whatsoever for the actions of third parties in this respect.

**THAI INSTITUTE OF DIRECTORS ASSOCIATION (IOD) CORPORATE GOVERNANCE REPORT RATING 2010**

						Score Range	Number of Logo	Description
ACL	BLS	ICC	NKI	SC	THCOM	90-100	▲▲▲▲▲	Excellent
ADVANC	CPN	IRP	PTT	SCB	THRE	80-89	▲▲▲▲	Very Good
ASIMAR	DRT	IRPC	PTTAR	SCC	TIPCO	70-79	▲▲▲	Good
BAFS	EGGO	KBANK	PTTCH	SCIB	TISCO	60-69	▲▲	Satisfactory
BANPU	ERAWAN	KEST	PTTEP	SE-ED	TMB	50-59	▲	Pass
BAY	GBX	KK	RATCH	SIM	TOP	Lower than 50	No logo given	N/A
BGP	GC	KSL	SAMART	SIS	TTA			
BECL	GSTEEL	KTB	SAMTEL	SNC				
BKI	HEMRAJ	NCH	SAT	SSI				
▲▲▲▲▲								
ACAP	BWG	EIC	L&E	NMG	RCI	SPALI	TF	UMI
AHC	CCET	GENCO	LANNA	NWR	RCL	SPSU	TFD	UMS
AKR	CENDEL	GFPT	LH	OCC	ROBINS	SSC	THAI	UP
AMATA	CGS	GL	LPN	OGC	ROJANA	SSEC	TIC	UPOIC
AOT	CIMBT	GLOW	LST	OISHI	RS	SSF	TIP	UV
AP	CK	GRAMMY	LVT	PF	S&J	STANLY	TK	VNT
ASK	CM	HANA	MACO	PG	S&P	STEC	TNITY	WACOAL
ASP	CNS	HMPRO	MAKRO	PHATRA	SAMCO	STEEL	TNL	WAVE
AYUD	CPALL	IFEC	MBK	POST	SCSMG	STPI	TPC	YUASA
BBL	CPF	INET	MCOT	PRANDA	SHIN	SUSCO	TRC	ZMICO
BEC	CSC	KASET	MFEC	PS	SICCO	SVI	TRU	
BGH	CSL	KCE	MINOR	PSAAP	SIMAT	SWC	TRUE	
BH	DELTA	KDH	MINT	PSL	SINGER	SYNTEC	TST	
BIGC	EASTW	KGI	MK	PYLON	SIRI	TASCO	TSTH	
BMCL	ECL	KTC	MODERN	QH	SITHAI	TCAP	TVO	
BROOK	EE	KWC	MSC	RASA	SMK	TCP	TYM	
▲▲▲▲▲								
AFC	BROCK	DTAC	ILINK	MBAX	PRG	SMIT	TIW	UEC
AH	BSBM	EASON	ITD	METRO	PRIN	SPACK	TKS	UNIQ
AIT	CCP	EPCO	JCT	MILL	PRO	SSSC	TLUXE	UPF
APRINT	CHUO	ESTAR	JUTHA	NEP	Q-CON	SST	TMT	UT
APURE	CMR	ETG	KH	NIPPON	ROCK	SVH	TNDT	UTP
ASIA	CPL	FNS	KWH	OHTL	SOCC	TAPAC	TNH	WORK
BAT-3K	CTW	FOCUS	KYE	PICO	SCP	TCB	TPP	
BGT	DCC	FOCUS	LEE	PL	SEAFSCO	TCJ	TUF	
BLAND	DM	GYT	LRH	PLE	SFP	THANI	TWFP	
BLISS	DSGT	IHL	MAJOR	PPM	SHANG	TICON	UBIS	

Source: IOD

For additional information see : <http://www.thai-iod.com/en/index.asp>

**Disclaimer**

The disclosure of the survey result of the Thai Institute of Directors Association (IOD) regarding corporate governance is made pursuant to the policy of the Office of the Securities and Exchange Commission. The survey of the IOD is based on the information of a company listed on the Stock Exchange of Thailand and the market for Alternative Investment disclosed to the public and able to be accessed by a general public investor. The result, therefore, is from the perspective of a third party. It is not an evaluation of operation and is not based on inside information.

The survey result is as of the date appearing in the Corporate Governance Report of Thai Listed Companies. As a result, the survey may be changed after that date. Kim Eng Securities Thailand PLC does not confirm nor certify the accuracy of such survey result.

---

## Kim Eng Offices

### Singapore

Kim Eng Securities  
(Private) Limited  
(Member of the SES)  
9 Temasek Boulevard  
#39-00 Suntec Tower 2  
Singapore 038989  
Telephone: 65 6336 9090  
Telex: KESECS RS 25871  
& RS 21857  
Facsimile: 65 6339 6003

### London

Kim Eng Securities  
(London) Limited  
(Member of the FSA)  
6<sup>th</sup> Floor, 20 St. Dunstan's Hill  
London EC3R 8HY, UK  
Telephone: 20 7621 9298  
Dealers' telephone: 20 7626 2828  
Facsimile: 20 7283 6674

### New York

Kim Eng Securities USA Inc  
(Member of FINRA)  
406, East 50<sup>th</sup> Street  
New York, NY 10022  
U.S.A.  
Telephone: 212 688 8886  
Facsimile: 212 688 3500

### Hong Kong

Kim Eng Securities  
(Hong Kong) Limited  
(Exchange Participant)  
Room 1901, Bank of America  
Tower 12 Harcourt Road  
Central, Hong Kong  
Telephone: 852 2810 7755  
Telex: KIMEN HX 68698  
Facsimile: 852 2877 0104

### Malaysia

Kim Eng Research Sdn Bhd  
(Formerly known as  
Mutual Scope Sdn Bhd)  
Co. No. 274244V  
Suite 16.02, 16<sup>th</sup> Floor  
Kompleks Antarabangsa  
Jalan Sultan Ismail  
50250 Kuala Lumpur, Malaysia  
Telephone: 603 2141 1555  
Facsimile: 603 2141 1045

### Indonesia

PT Kim Eng Securities  
9<sup>th</sup> Floor, Deutsche Bank Bldg  
Jl. Imam Bonjol 80  
Jakarta 10310  
Indonesia  
Telephone: 62 21 3983 1360  
Facsimile: 62 21 3983 1361

### Philippines

ATR-Kim Eng Securities, Inc.  
(Member of the PSE)  
17<sup>th</sup> Floor Tower One &  
Exchange Plaza  
Ayala Triangle, Ayala Avenue  
Makati City, Philippines  
Telephone: 63 2 849 8888  
Facsimile: 63 2 848 5738

### Thailand

Kim Eng Securities (Thailand)  
Limited  
(Member of the SET)  
The Offices at Central World,  
20-21<sup>st</sup> Floor,  
999/9 Rama I Road,  
Pathumwan, Bangkok 10330  
Thailand  
Telephone: 66 2 658 6300  
Facsimile: 66 2 658 6384

### Taiwan

Yuanta Core Pacific Securities  
11/F, No 225, Nanking East Rd  
Section 3 Taipei  
Taiwan  
Telephone: 63 2 849 8888  
Facsimile: 63 2 848 5738

### Vietnam

Vietnam Securities Company  
1st Fl., 255 Tran Hung Dao Strt.,  
Dist. 1, HCM, Vietnam  
Telephone: (84 8) 3838 6636  
Facsimile: (84 8) 3838 6639

**Disclaimer** : Due to different characteristics, objectives and strategies of institutional and retail investors, the research reports of Kim Eng Research and KELIVE Research may differ in either recommendation or target price, or both. KELIVE Research is intended for retail investors (<http://kelive.kimeng.co.th>) while Kim Eng Research is intended only for institutional investors based outside Thailand ([www.kimengresearch.com.sg](http://www.kimengresearch.com.sg)). It is therefore important for each investor to read and understand the assumptions and basis of recommendation of each report

This research report is prepared for general circulation. It does not have regard to the specific investment objectives, financial situation, or particular needs of any specific person who may receive this report. The information contained herein is provided on the basis of information received or provided to us, but its completeness and accuracy are not guaranteed. Opinions expressed in this report are subject to change without notice, and no part of this publication is to be construed as an offer, or solicitation of an offer, to buy or sell any securities or financial instruments whether referred to therein or otherwise. We do not accept any liability whatsoever whether direct or indirect that may arise from the use of information contained in this report, or a reliance on our opinion expressed in this report. Kim Eng Securities (Thailand) Public Company Limited, its associates, directors, connected parties and/or employees may from time to time have interests and/or underwriting commitments in the securities mentioned in this report.